

Year 2 Spring 1

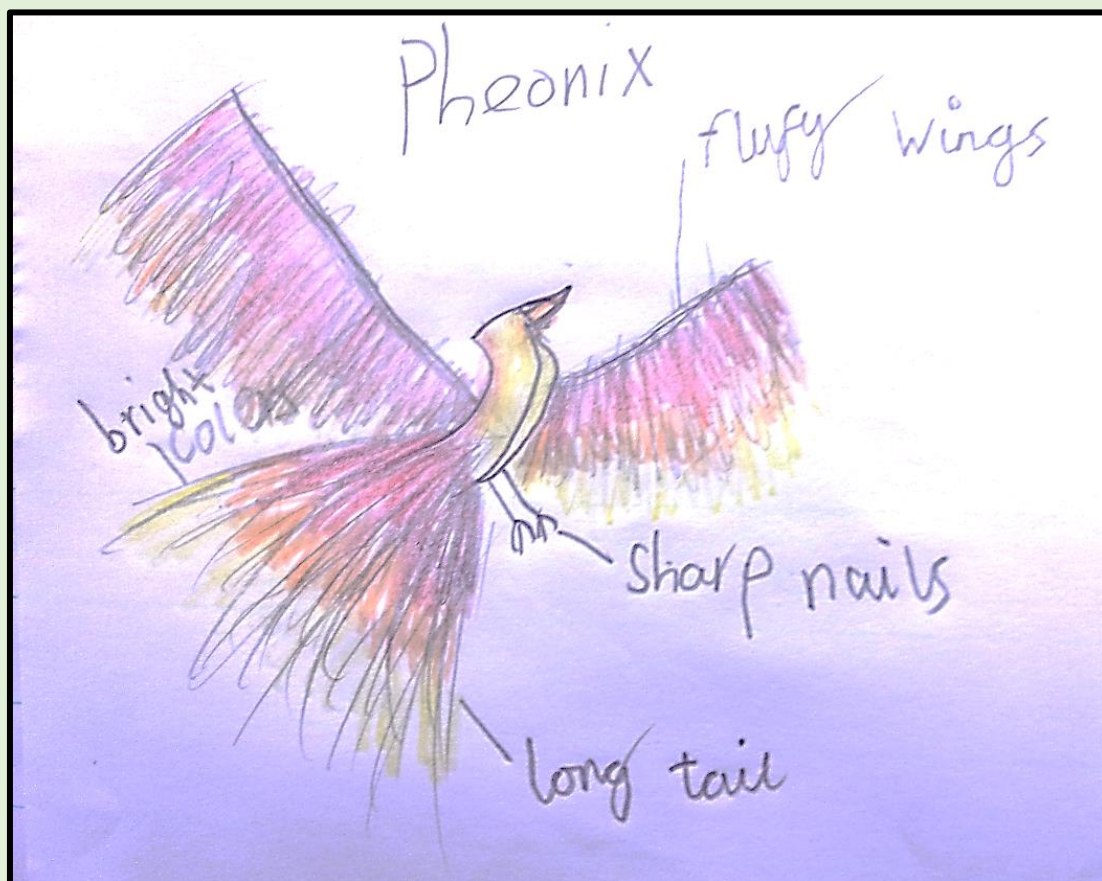
Mythical Creatures



BIG QUESTION...

Which mythical creature do you wish was real and why?

Animals that breathe fire, heads covered with horns, wings that span a football pitch and long, scaled tails! This enthralling topic transports us to a magical world full of mythical creatures and fabulous beasts! Our learning will encourage us to draw on our wildest imaginations to conjure up and describe our own creations of the most legendary animals whilst continuing to learn about real life creatures and their offspring. We will design maps of far-off lands from where these creatures originate and learn to mould, shape and create patterns in clay to sculpt our own dragon's eyes! This will be a quest into the unknown you'll never forget!



In this half term, you will...

Reading

- Revise the following sounds, in line with our Phonics scheme, Little Wandle Letters and Sounds:
/s/ spelt 'sc' 'st'
/sh/ spelt 'si' 'ssi' 'ti' 'si' 'ci' 'ch' 'su'
- Revise reading words ending in the suffixes '-ed' and '-ing.'
- Continue to practise reading KS1 Common Exception Words and high frequency words (*These are listed in your child's Reading Record*)
- Encourage to notice and correct 'marvellous mistakes' when reading.
- Read aloud books matched to the children's individual phonetic ability, focusing on decoding, prosody, and comprehension
- Re-read these books to build up fluency and confidence in word reading.
- Read and share a range of stories linked to mythical creatures.
- Continue to build a love of reading during golden reading time where children have an opportunity to read anything they like from comics, children's newspapers, stories, and non-fiction texts.
 - Begin to explore comprehension reading tasks, focusing on strategies of underlining key words in a question and deciphering what the question is asking.
- Practise retrieval of comprehension questions within a text.

Writing

- Continue to practise using the following word classes; Noun, adjective, verb and adverb.
- Revisit what a compound sentence is and use the conjunctions; 'and', 'but', 'because' in sentences.
- Additionally, begin to use other subordinating conjunctions; *so, when, if, until*
- Begin to understand what apostrophes are and when they are used:
Contracted forms (e.g. *I'm, don't, he'll, can't*)
Possessive apostrophes (e.g. *dragon's tail, troll's bag*).
- Spellings and suffixes: Adding the suffixes -ing -ed -er and -est.
- Describe a range of mythical creatures using adjectives, similes and interesting verbs and adverbs.
- Begin to distinguish between homophones and near homophones.
- Continue to build stamina with independent writing throughout the term.
- Create writing for a range of purposes and audiences, including fact writing, descriptions, letters and stories
- Continue to develop proofreading skills to check that writing makes sense and capital letters and punctuation are accurately used, practicing this both independently and with a partner.

Maths

- Continue to revise methods of addition and subtraction of 2-digit numbers.

Shape:

- Recognise 2-D and 3-D shapes.
- Count sides and vertices of 2-D shapes.
- Find and draw lines of symmetry.
- Sort and make patterns with 2-D shapes.
- Count edges, faces and vertices of 3-D shapes.
- Sort and make patterns with 3-D shapes

Money:

- Count in pounds and pence (notes and coins)
- Make the same amount of money in different ways
- Compare amounts of money
- Find change
- Solve 2 step word problems involving money

Before half-term, we will begin our learning on Multiplication and Division. The children will begin to:

- Recognise, make and add equal groups
- Recognise and use the multiplication symbol
- Use arrays to help them to solve multiplication equations

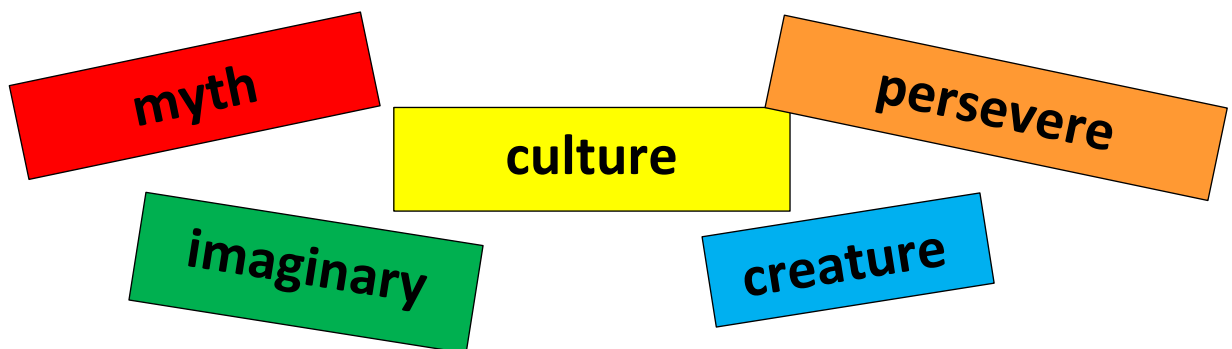
Science	<p>Our Science learning for this half term will focus on the 'Uses of everyday materials'. The children will learn to;</p> <ul style="list-style-type: none"> • Identify uses of different everyday materials. • Identify and group the uses of everyday materials. • Compare the suitability of different everyday materials. • Investigate which material is the most absorbent. • Explain how the shapes of objects made from some materials can be changed. • Make predictions and carry out simple tests, discovering the most suitable materials to make a casing for a dragon egg.
Art	<p>Our Art learning for this half term will focus on creating a clay dragon eye. The children will learn to:</p> <ul style="list-style-type: none"> • Sketch waves and dragon scales in the style of Hokusai. • Draw objects that overlap, taking inspiration from Matisse and a local craftsman. • Design their dragon eye using tone and shadow. • Use sculpture and clay to develop and share their ideas, experiences and imagination. • Manipulate clay to create their dragon eye. • Seal their clay dragon eye.
Computing	<p>Our Computing learning for this half term will focus on 'Making Music.' The children will learn to:</p> <ul style="list-style-type: none"> • Describe how music makes them feel. • Identify that there are patterns in music • Use a computer to experiment with pitch and duration. • Show that music is made from a series of notes (using a computer) • Create music for a purpose and save their work • Review and refine their computer work
Geography	<p>Our Geography learning for this half term will focus on 'Mapping our local area and beyond.' The children will learn to:</p> <ul style="list-style-type: none"> • Discuss characteristics of landmarks on the UK map. • Explore a variety of maps, explaining what they are used for using geographical vocabulary. • Create an annotated field sketch and discuss changes that could improve the environment. • Use simple compass directions to describe where places are in relation to one another • Draw a route map with a key and compass points • Make a mini landscape for a mythical creature using natural materials and to describe why the landscape is suitable using geographical vocabulary.
Music	<p>Our Music learning this half term will focus on 'Myths and Legends' in line with the 'Kapow' scheme of learning. The children will learn to:</p> <ul style="list-style-type: none"> • Create rhythms and arrange them in a particular order or structure. • Identify the structure of a piece of music and write it down. • Describe whether a musical texture is thick or thin. • Explore ways of writing down different textural layers. • Follow a given structure for a composition. • Write a structure score accurately. • Compose music with several layers. • Perform their composition accurately, following the structure score
P.S.H.E	<p>Our PSHE learning for this half term will focus on 'Dreams and Goals', with a historical link to Martin Luther King. The children will learn to;</p> <ul style="list-style-type: none"> • Choose a realistic goal and think about how to achieve it. • Discuss some of their strengths as a learner and persevere when tasks get difficult. • Understand how working with other people can help us to learn. • Work cooperatively in a group to create an end product. • Express how it felt to be working as part of a group. • Know how to share success with other people

Physical Education	<p>Our PE learning this half term will focus on 'Gymnastics' and 'Target games'. The children will learn to:</p> <p>Gymnastics:</p> <ul style="list-style-type: none"> • Perform gymnastic shapes and link them together. • Be able to use shapes to create balances. • Explore travelling actions, directions and levels. • Be able to link travelling actions and balances using apparatus. • Demonstrate different shapes, take off and landings when performing jumps. • Develop rolling and sequence building. • Develop exploring apparatus. • Develop sequence work on apparatus <p>Target games:</p> <ul style="list-style-type: none"> • Develop underarm throwing towards a target. • Develop underarm throwing for accuracy and explore overarm throwing towards a target. • Develop throwing for accuracy with an underarm and overarm throw. • Develop throwing for accuracy and distance and select the correct technique for the situation. • Develop throwing for accuracy and distance under pressure.
Religious Education	<p>Our RE learning for this half term will focus on 'Special places'. The children will learn to;</p> <ul style="list-style-type: none"> • Name and talk about place that is special to them. • Understand that a church is a special place for Christians. • Know that Christians pray, sing and listen to stories about Jesus at church. • Name some objects and special people that I will find in a Christian church. • Record some things that you might see or hear in a church.
ALZ	<p>The ALZ or Active Learning Zone is a separate area to the classrooms run by a dedicated member of staff, six children from each class access the provision each session. Children are able to explore their learning in an active and practical manner and are set challenges and tasks which extend their learning and problem-solving skills. The teacher can use these opportunities to observe learning and make assessments.</p>

TOP 5 WORDS to know by the end of this topic:



5



Useful websites to enhance learning:








<https://www.ictgames.com/>

<https://www.topmarks.co.uk/maths-games/hit-the-button>

<https://www.littlewandlelettersandsounds.org.uk/resources/for-parents/> (The videos here will demonstrate how we say the sounds and how we teach children to blend).

There are many more useful websites linked to other areas of our curriculum on our school website.
[Click here to take you to the Pupil Zone.](#)

Great books you could read:



Our focussed learning behaviour for this half term is:

