

Year 1 Summer 1

The Secret Garden

BIG QUESTION...

What do seeds need in order to germinate?



We're going for a stroll past the flowers as we enter the Secret Garden, where we will discover common garden plants as well as the magical beings that may be found in only the most enchanted parts of the most special of outdoor spaces.

Our love of reading will be developed further as we explore stories with incredible plants that grow higher than the clouds and gaze in awe and wonder as we watch and learn about how seeds germinate following the steps to growing our own super seeds!

So, if you've ever wondered if there's really fairies living at the bottom of your garden or whether you'll find magic beans that grow into sky scraping beanstalks...

You're about to find out!



In this topic, you will...

<p>Reading</p>	<ul style="list-style-type: none"> • Revise phonics sounds daily. • Continue to practise reading alien (nonsense) words. • Apply sound buttons to read familiar and unfamiliar words. • Introduction to the prefix 'un' • Introduction to the suffixes '-es', '-s', '-ed', '-er' '-ing', '-est' • Read words of more than one syllable. • Begin to notice and correct 'marvellous mistakes' when reading. • Read aloud accurately books that are consistent with your developing phonic knowledge. • Re-read these books to build up fluency and confidence in word reading. • Read and share a range of stories linked to gardening to develop vocabulary. • Continue to develop reading for pleasure in our daily reading sessions in a small group with peers, developing confidence and discussion with support of an adult. • Our daily phonics sessions will focus on recapping the sounds and tricky words learnt so far, embedding reading strategies to support independence and confidence in preparation for the Year 1 Phonics Screening Check using 'Little Wandle Letters and Sounds Revised'
<p>Writing</p>	<ul style="list-style-type: none"> • Use capital letters correctly. • Use finger spaces in between word, capital letters and full stops. • Begin to learn and write days of the week. • Begin to use conjunctions to join ideas using 'and' • Retell traditional tales; Jack and the Beanstalk. • Retell familiar stories such as 'Oliver's Vegetables', 'The extraordinary gardener' • Write instructions of how to grow and plant a seed. • Write lists, facts and labels about parts of the plant. • Write a recount of our trip to the Natural History Museum. • Write a letter to the garden fairies. • Ensure letters are formed correctly, of a similar size and are sitting on the line.
<p>Mathematics</p>	<ul style="list-style-type: none"> • Compare volume • Measure capacity • Compare capacity • Count in 2s, 5s and 10s • Make and add equal groups • Make arrays • Make doubles • Make equal groups (grouping) • Make equal groups (sharing) • Recognise half of a shape and quantity • Find half of a shape and quantity • Recognise a quarter of a shape and quantity • Find a quarter of a shape and quantity
<p>Science</p>	<ul style="list-style-type: none"> • Observe seasonal changes. • Identify and name a variety of deciduous and evergreen trees. • Know what plants need to grow. • Begin to understand the parts and functions of a plant. • Be able to describe the parts of a tree. • Investigation: What do seeds need in order to germinate?

During this half term, you will...

Art and Design	<ul style="list-style-type: none"> • Complete observational sketches of leaves and flowers. • Look and comment upon the work of Vincent Van Gogh and Georgia O’Keeffe sunflowers. • Use a range of materials and tools to design their product (sketching on polystyrene tiles). • What is block printing? • Explore tools for block printing. • Make a repeating pattern using printing (of flowers).
Computing	<ul style="list-style-type: none"> • Learn to group data by labelling objects. • Identify that objects can be counted. • Describe objects in different ways. • Count objects with the same properties. • Compare groups of objects. • Answer questions about groups of objects.
Geography	<ul style="list-style-type: none"> • Explore aerial views of our school and find key features. • Draw and label an aerial view map of the Jubilee Garden. • Use positional language to follow a scavenger hunt around the school grounds. • Carry out a traffic survey in the school grounds. • Explore the human and physical features of the local area. • Draw a route map with a simple key.
Music	<ul style="list-style-type: none"> • Explain what pitch means and identify whether a note is higher or lower. • Create a pattern using two pitches, playing or singing it. • Explain what tempo means and identify simple tempo changes in music. • Perform a pattern that gradually gets faster (accelerando). • Contribute to a group composition and performance. • Suggest improvements to your work.
P.S.H.E	<ul style="list-style-type: none"> • Identify the members of your family and understand that there are lots of different types of families. • Identify what being a good friend means to you. • Know appropriate ways of physical contact to greet your friends and know which ways you prefer. • Know who can help you in our school community. • Can recognise your qualities as a person and a friend. • Explain why you appreciate someone who is special to you.
Physical Education	<p>PE sessions will focus on;</p> <p>Teambuilding:</p> <ul style="list-style-type: none"> • To explore and develop teamwork skills. • To develop communication skills. • To use communication skills to lead a partner. • To plan with a partner and small group to solve problems. • To communicate with a group to solve challenges. <p>Net and Wall:</p> <ul style="list-style-type: none"> • Defend space, using the ready position. • Play against an opponent and keep the score. • Develop control when handling a racket. • Develop racket and ball skills. • Develop sending a ball using a racket. • Develop playing over a net. • Develop placing the ball. • Develop hitting over a net.
Religious Education	<ul style="list-style-type: none"> • Know which books are special and precious to us. • Know which books are Holy and precious to religious people. • Know why the Bible is Holy and precious for Christians. • Know why the Torah is Holy and precious for Jewish people. • Know why the Qur’an is Holy and precious for Muslims.
ALZ	<ul style="list-style-type: none"> • The ALZ or Active Learning Zone is a separate area to the classrooms run by a dedicated member of staff. Six children from each class access the provision each session. Children are able to explore their learning in an active and practical manner and are set challenges and tasks which extend their learning and problem-solving skills. The teacher can use these opportunities to observe learning and make assessments.

TOP 5 WORDS to know by the end of this topic:



seeds

germinate

deciduous

evergreen

pollinate

Useful websites to enhance learning:





<https://www.ictgames.com/>

<https://www.topmarks.co.uk/maths-games/hit-the-button>

<https://www.littlewandlelettersandsounds.org.uk/resources/for-parents/> (The videos here will demonstrate how we say the sounds and how we teach children to blend).

There are many more useful websites linked to other areas of our curriculum on our school website. [Click here to take you to the Pupil Zone.](#)

Great books you could read:



Planting a Rainbow by Lois Ehlert

