


Year 4





4D – Miss Duffy



4B – Mr Bloomer




**4M – Miss Manning and Mrs.
Crinion (Mondays)**

Uniform

- ✓ Red school jumper or red cardigan
- ✓ School shoes **not trainers**
- ✓ PE kits needed throughout week.
- ✓ Indoor and Outdoor kit important.
- ✓ Footwear for indoor and outdoor PE





Dear Parent/Carer of in ClassDate.....

Today we noticed that your child: (Circle as appropriate)

Did not have a full, correct **uniform** with black shoes

Did not have a full, correct **PE Kit**

Did not have their **Home School Diary** with them

Did not have their **Home School Diary signed**

Did not have their **homework**

Other.....

Please complete the reply slip below and return to the class teacher to confirm you are aware of this. Please do let us know if there is any assistance you need from us in order to avoid this happening again.

We thank you for your on-going help and co-operation with your child's education.

.....

Name of Child.....Class.....

I have received your note about my child's uniform/PE kit/Home School Diary/Homework.

Comments.....

.....

.....


Signed:.....Parent/Carer. Date.....



Our School Values

Welcoming
Encouraging
Committed
Aspirational
Respectful
Enthusiastic

Our focus is Respect



The learning behaviours of HHJS

There are 5 different learning behaviours and each half term there will be a focus on a different one.




This term the focus is Independence

Autumn Term 1

Learning Behaviours

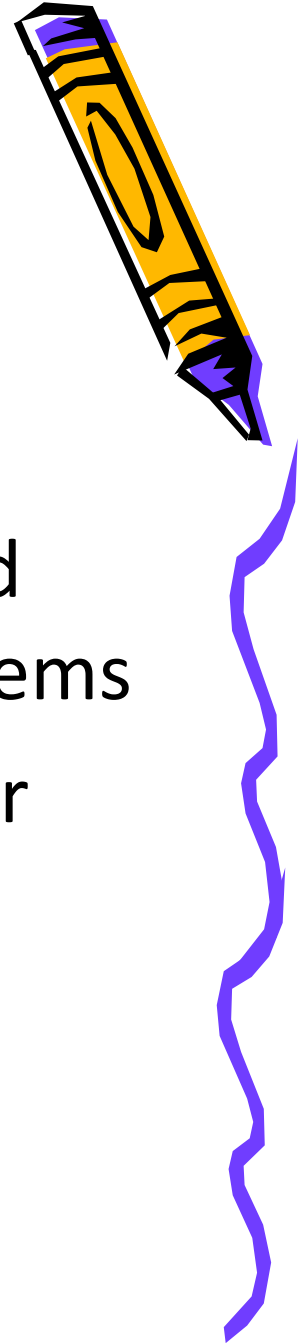


1	Organisation
2	Making Decisions
3	Taking responsibility
4	Time Management
5	Seeking Excellence
6	Setting high standards
7	Reflection of all




Focus on the positive!

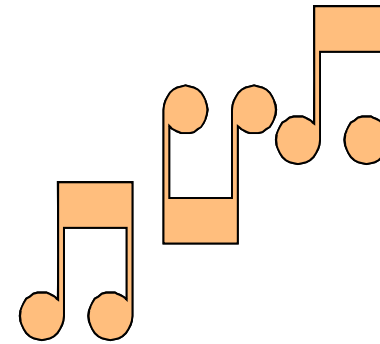
- Team points from other staff for good behaviour around the school
- Each class teacher has their own reward system in addition to whole school systems
- Range of rewards for behaviour both for individuals and groups/classes.



- Reminder
- Warning
- 2 minutes

- Reset






How we assess



Year 4 = Stage 4...

- We assess against **'age related' skills**, set out by the Government.
- *We have already done some testing this week so there is a bench mark for us to use.*
- We assess your child in many ways. It provides us with valuable information to analyse and review **achievements** and **progress** in learning against age related expected standards. Furthermore it allows us to plan tailored lessons for all children.



Times tables test

- Each child will be formally assessed on their times tables in year 4 in the summer term .
- This is a published SATs Government test in the summer term.
- More information on the school website

<https://www.hamptonhill.richmond.sch.uk/page/?title=Times+Tables&pid=292>



Maths

'The Year Ahead' documents .

- An information booklet for each year group has been created which details the general plan for teaching and learning in the coming academic year at HHJS.
- We follow the White Rose Scheme of learning, which is attached in the booklet I have also included some extra resources you may find useful at home for pre-teaching or consolidation.
- ** These booklets are available on the website for all KS1 and 2 year groups across our federation.



For more information speak to Miss Duffy

	Week 1	Week 2	Week 3	Week 4	Week 5	Week 6	Week 7	Week 8	Week 9	Week 10	Week 11	Week 12
Autumn term	Place value		Addition and subtraction						Multiplication and division A			
Spring term	Multiplication and division B		Length and perimeter		Fractions				Decimals A			
Summer term	Decimals B	Money	Time			Shape			Position and direction			

Useful resources

White Rose's [free workbooks](#) align with the topics we will cover.
- Available for **all topics** across the year.

<http://childrensmaths.com/guided-resources>

Get the free workbooks

Year 1

Autumn Book 1
Place value

Year 2

Autumn Book 2
Addition and subtraction

Year 3

Autumn Book 3
Length and perimeter

Year 4

Autumn Book 4
Multiplication and division A

Year 5

Spring Book 1
Multiplication and division B

Free digital tools - these match the representations used in class and align with our mastery approach, by bringing the maths to life.

<https://www.hamptonhillrichmond.sch.uk>

Free digital tools

Place value tool

Addition and subtraction

Length and perimeter

Fractions

Decimals

<https://www.hamptonhillrichmond.sch.uk/page/?title=Maths+%2D+The+Year+Ahead&pid=347>



Stage 4 PROMPT sheet

4/1 Count in multiples

Now you must learn these multiples

4x	5x	6x	7x	8x	9x
4	5	6	7	8	9
8	10	12	14	16	18
12	15	18	21	24	27
16	20	24	28	32	36
20	25	30	35	40	45
24	30	36	42	48	54
28	35	42	49	56	63
32	40	48	56	64	72
36	45	54	63	72	81
40	50	60	70	80	90
44	55	66	77	88	99
48	60	72	84	96	108
52	65	78	91	104	117
56	70	84	98	112	126
60	75	90	105	120	135
64	80	96	112	128	144
68	85	102	119	136	153
72	90	108	126	144	162

4/2 Find 1000 more or less

Thousands	Hundreds	Tens	Units
4	5	6	7

To increase or decrease by 1000 this is the digit that changes.

4567 has increased by 1000 to **5567**

Thousands	Hundreds	Tens	Units
5	5	6	7

4567 has decreased by 1000 to **3567**

Thousands	Hundreds	Tens	Units
3	5	6	7

4/2 Round to nearest 10, 100, 1000

Example 1 - Round 4279 to the nearest 1000

- Step 1 - Find the 'round-off digit' - 4
- Step 2 - Look one digit to the right of 4 - 2

Round up? NO - leave 'round off digit' unchanged - Replace following digits with zeros

ANSWER - 4000

Example 2 - Round 4279 to the nearest 10

- Step 1 - Find the 'round-off digit' - 7
- Step 2 - Look one digit to the right of 7 - 9

Round up? YES - Add one to the 'round off digit' - Replace following digits with zeros

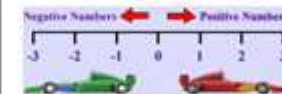
ANSWER - 4280

4/3 Negative numbers


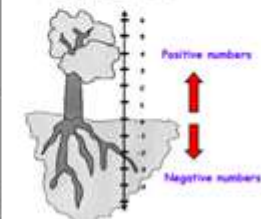
Negative numbers are numbers BELOW ZERO

Think of a number line

- Horizontal number line




- Vertical number line

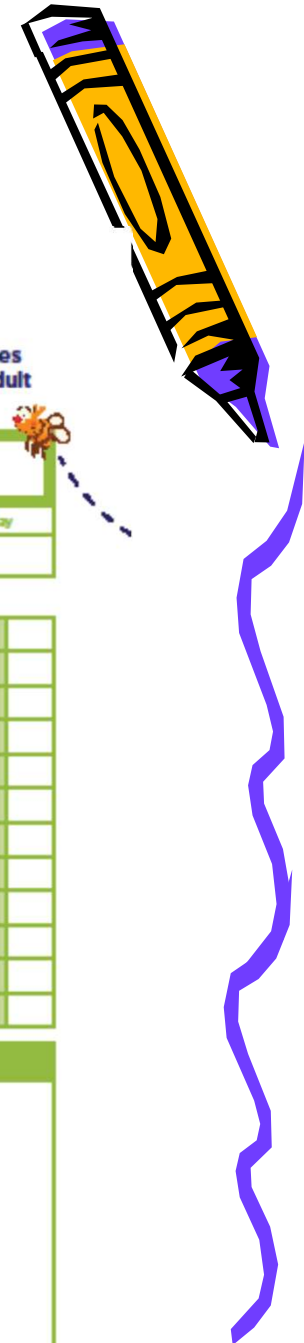


Homework

- **Reading** 10-20 mins : 5 times weekly
 - one night of **Read Theory**
- **Maths** 10 mins : 5 times weekly
 - Times Tables practise
 - TTRS
 - Mathletics (not set)
- **Spellings** 10 mins : 5 times weekly
 - via spelling contract
- **Some children are enrolled in Nesy and must complete 15-20 minutes per week at home,**



Home School Diary!



My Weekly Reading Record

DATE, BOOK AND PAGE NUMBERS		COMMENTS Colour in or tick the stars to show how much you enjoyed your reading
	Parent's Signature:	☆☆☆☆☆
	Parent's Signature:	☆☆☆☆☆
	Parent's Signature:	☆☆☆☆☆
	Parent's Signature:	☆☆☆☆☆
	Parent's Signature:	☆☆☆☆☆
	Parent's Signature:	☆☆☆☆☆
TRICKY WORDS OR WORDS TO PRACTISE		

Times Table Record

Find out which times table to focus on this week. Practise your times table at least 5 times per week. Once you have practised, ask an adult to test you and sign the box.

WEEK COMMENCING	TIMES TABLE THIS WEEK Eg. 2x / 3x / 4x / 5x...				
	Monday	Tuesday	Wednesday	Thursday	Friday
Parent's Signature:					

TIMES TABLES PRACTISE											
1	x		=		2	x		=		x	=
2	x		=		9	x		=		x	=
3	x		=		3	x		=		x	=
4	x		=		1	x		=		x	=
5	x		=		10	x		=		x	=
6	x		=		5	x		=		x	=
7	x		=		8	x		=		x	=
8	x		=		4	x		=		x	=
9	x		=		11	x		=		x	=
10	x		=		12	x		=		x	=
11	x		=		7	x		=		x	=
12	x		=		6	x		=		x	=

HOME / SCHOOL COMMUNICATION:

Spellings



New spellings are given out every **Monday**


Test the following Monday

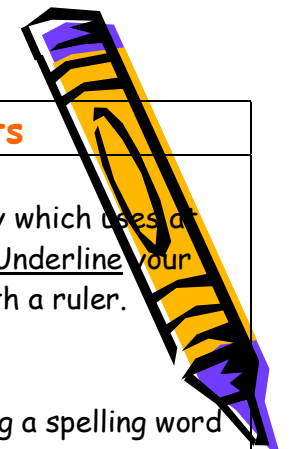
Groups based on recent test



Year 4 Spelling Contract

- You can decide which activities to complete. Choose an activity for **all** the words on your spelling list. Try different spelling activities each week. Please complete all written activities in your spelling homework book. This will be checked by the class teacher every Wednesday.
- **Your activities need to add up to 30**



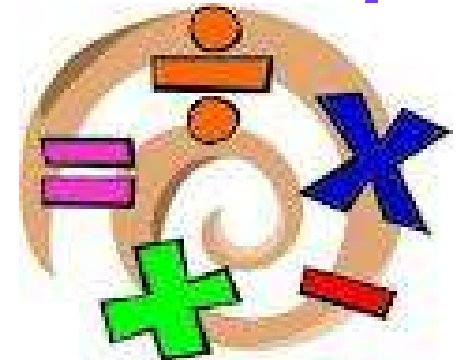
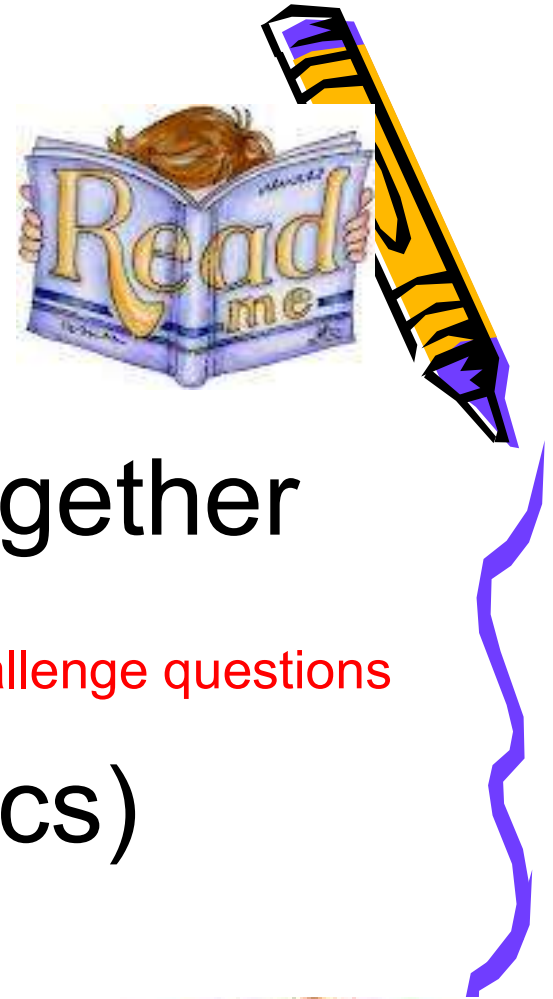


5 points	10 points	15 points
<ul style="list-style-type: none"> • 'Words without Consonants' Write at least five spelling words down, but replace all consonants with a line. Then go back to the beginning of your list and see if you can fill in the correct missing consonants. E.g. _ a i _ h a i r • 'Words without Vowels' Write at least five spelling words down in a list, but replace all the vowels with a line. Then go back to the beginning of your list and see if you can fill in the missing vowels. E.g. h _ _ r hair • 'Spelling Bee' Practise at least five spelling words in Spelling Bee style. Spell your words out loud to a parent or older sibling. • 'Back Writing' Use your finger to trace out each of your spelling words one letter at a time, on your mum or dad's back. Then your mum and dad should do the same on your back. Can you feel which word they are tracing? 	<ul style="list-style-type: none"> • 'Connect the Dots' Write at least five spelling words in dots. Then connect the dots by tracing over them in a coloured pencil. • 'Rhyming Words' Write at least five spelling words down. Next to each word, write a rhyming word. E.g. cries tries • 'Rainbow Write' First write at least five spelling words in pencil. Then trace over each word three times. Each time your trace, you must use a different colour pencil. Trace neatly and you will see a rainbow! • 'Pyramid Writing' 'Pyramid write' your spelling words in the shape of a pyramid. You must write neatly! Example: meet m Me Mee Meet • 'Bubble Letters' Write your spelling words in bubble letters. After you write your words in bubble letters, colour your words with a coloured pencil or felt tip pen. • 'Three Times' 	<ul style="list-style-type: none"> • 'Silly Spelling Story' Write a silly spelling story which uses at least five spelling words. <u>Underline</u> your words as you use them with a ruler. • 'Silly Sentences' Write silly sentences using a spelling word in each sentence. <u>Underline</u> your spelling words. Write neatly! Example: My dog <u>wears</u> a blue and purple dress when he takes a bath. • 'Newsy Words' Use old magazines, catalogues or newspapers to cut out letters. Glue the letters down in your book to spell each word. <i>Hint:</i> Cut out lots of extra letters and keep them safe for future use to save time. • 'Dictionary Definitions' Write the dictionary definition for each word. • 'Spelling Poem' Write a poem using at least 5 spelling words. • 'Speed Write'



How can you help?

- ✓ Reading
- ✓ Talk about the books together
- ✓ Times tables (2 – 12) *challenge questions*
- ✓ Maths games (Mathletics)
- ✓ Handwriting
- ✓ Spellings



Encouraging healthy eating

- Break – children must only have fresh or dried fruit/vegetables
- Lunch – no sweets, fizzy drinks, chocolate, crisps etc in their lunch boxes




Pupil Premium funding

If your child is eligible for 'free school meals' and you register them for this, we will receive extra funding called 'pupil premium'. We use this extra money to improve the educational provision and resources at the school

In the past the funding has been used for:

- Educational provision/resources
- Academic interventions
- Wellbeing and self-esteem building interventions
- Contributions towards extra-curricular activities (e.g. music lessons, clubs and school trips)
- Uniform / stationery

A letter will out at the beginning of the autumn term detailing more about eligibility, how to register etc.



29 Languages are spoken at Hampton Hill Junior school



On Tuesday 4th of October 9:10-9:50

TEA AND COFFEE WILL BE PROVIDED

Multilingual parent SESSION

- Come to find out:
- How to support children at home as they come back to school.
- How reading colours work.
- How to help children with comprehension at home.
- Meet other Multilingual families in school.

If you speak another language other than English please come to this session. Please let the office know that you are coming.

Email the school office at:

info@hamptonhill.richmond.sch.uk





Thank you!

