



# Year 5



- 5J – MISS JOHNSTON/MRS RIGBY (TUESDAYS)

- 5B – MR BIDMEAD

- 5R – MR RICHARDSON



# FOCUS ON THE POSITIVE!

- TEAM POINTS FROM OTHER STAFF FOR GOOD BEHAVIOUR AROUND THE SCHOOL
- RANGE OF REWARDS FOR BEHAVIOUR BOTH FOR INDIVIDUALS AND GROUPS/CLASSES.
- E.G.
- MARBLE JARS, RAFFLE TICKETS, TABLE POINTS, STICKERS

# UNIFORM REMINDER

- ✓ RED SCHOOL JUMPER OR RED CARDIGAN TO WEAR OVER THE SCHOOL POLO SHIRT.
- ✓ BLACK SCHOOL SHOES NOT TRAINERS.
- ✓ LONG HAIR TIED BACK WITH A PLAIN BLACK OR RED HAIR BAND.
- ✓ NO JEWELLERY – EXCEPTIONS ARE A WATCH AND A SMALL PAIR OF PLAIN STUD EARRINGS



## PE KIT

CHILDREN SHOULD WEAR THEIR PE KIT TO SCHOOL ON THEIR PE DAYS. THIS CONSISTS OF THEIR TEAM T-SHIRT, PLAIN BLACK SHORTS (TRACKSUIT BOTTOMS OR LEGGINGS IF IT IS COLD), AND TRAINERS. THEY SHOULD BRING THEIR SCHOOL JUMPER AND FLEECE IN CASE THEY GET COLD DURING THE DAY.

TUESDAY AND FRIDAY = 5B

TUESDAY AND THURSDAY = 5R

TUESDAY AND THURSDAY = 5J

PLEASE ENSURE YOUR CHILDREN COME TO SCHOOL WITH THE FOLLOWING:

- PENCILS
  - SHARPENER
  - RUBBER
  - SCISSORS
  - GLUE STICK
  - COLOURING PENCILS
  - COLOURING PENS
  - WATER BOTTLE
  - RULER
  - GREEN BIRO
  - PURPLE BIRO
- PLEASE LABEL ALL ITEMS!**



Dear Parent/Carer of ..... in Class .....Date.....

Today we noticed that your child: (Circle as appropriate)

Did not have a full, correct **uniform** with black shoes

Did not have a full, correct **PE Kit**

Did not have their **Home School Diary** with them

Did not have their **Home School Diary signed**

Did not have their **homework**

Other.....

Please complete the reply slip below and return to the class teacher to confirm you are aware of this. Please do let us know if there is any assistance you need from us in order to avoid this happening again.

**We thank you for your on-going help and co-operation with your child's education.**

.....

Name of Child.....Class.....

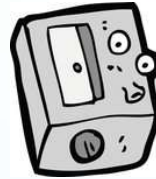

I have received your note about my child's uniform/PE kit/Home School Diary/Homework.

Comments.....

.....

Signed:.....Parent/Carer. Date.....

# HOMework



- SPELLINGS, READING, TIMES TABLES/NUMBER FACTS.
- **10 MINUTES** OF EACH FIVE TIMES A WEEK. **TOTAL OF 30 MINUTES EACH DAY.**
- THERE WILL BE A MATHLETICS (OR SIMILAR ACTIVITY) HOMEWORK SET EVERY COUPLE OF WEEKS.
  - NEW SPELLINGS WILL GIVEN **OUT EVERY MONDAY**  
AND WILL BE TESTED THE FOLLOWING MONDAY.

WE WILL ALSO HAVE A WEEKLY TIMES TABLES TEST AND YOUR CHILD WILL BE INFORMED WHICH TIMES TABLE TO PRACTICE EACH WEEK. THERE WILL BE A POST ON GOOGLE CLASSROOM OUTLINING THE HOMEWORK EVERY MONDAY.

OTHER REMINDERS FOR THE WEEK AHEAD WILL GO OUT ON THE WEEKLY BULLETIN EACH FRIDAY.

THIS WILL NOT START UNTIL AFTER SAYERS CROFT.

## Year 5 Spelling Contract

You can decide which activities to complete. **Please complete an activity for all the words on your spelling list.** Try different spelling activities each week. Please complete all written activities in your spelling homework book.


**Your activities need to add up to 30 Points!**

5 points	10 points	15 points
<ul style="list-style-type: none"> <li> <b>'Words without Consonants'</b>                      Write at least five spelling words down, but replace all consonants with a line. Then go back to the beginning of your list and see if you can fill in the correct missing consonants.                      E.g. _ a _ _                      h a i r                 </li> <li> <b>'Words without Vowels'</b>                      Write at least five spelling words down in a list, but replace all the vowels with a line. Then go back to the beginning of your list and see if you can fill in the missing vowels.                      E.g.                      h _ _ r                      hair                 </li> <li> <b>'Spelling Bee'</b>                      Practise at least five spelling words in Spelling Bee style. Spell your words out loud to a parent or older sibling.                 </li> <li> <b>'Back Writing'</b>                      Use your finger to trace out each of your spelling words, one letter at a time, on your mum or dad's back. Then your mum and dad should do the same on your back. Can you feel which word they are tracing?                 </li> <li> <b>'Alphabetical Order'</b>                      Write <u>your</u> spelling words in alphabetical order.                      E.g. alphabet, bracelet, budget, crumpet, magnet.                 </li> <li> <b>'Sound Buttons'</b>                      Divide each word into phonemes (the smallest unit of sound).                      E.g. s - l - ee - p                 </li> <li> <b>'Picture Words'</b>                      Write out each word. Draw around it to help you remember its shape.                 </li> </ul>	<ul style="list-style-type: none"> <li> <b>'Connect the Dots'</b>                      Write at least five spelling words in dots. Then connect the dots by tracing over them in a coloured pencil.                 </li> <li> <b>'Rhyming Words'</b>                      Write at least five spelling words down. Next to each word, write a rhyming word.                      E.g. cries      tries                 </li> <li> <b>'Rainbow Write'</b>                      First write at least five spelling words in pencil. Then trace over each word three times. Each time you trace, you must use a different colour pencil. Trace neatly and you will see a rainbow!                 </li> <li> <b>'Pyramid Writing'</b>                      'Pyramid write' your spelling words in the shape of a pyramid. You must write neatly!                      Example: meet    m                                          Me                                          Mee                                          Meet                 </li> <li> <b>'Bubble Letters'</b>                      Write <u>your</u> spelling words in bubble letters. After you write your words in bubble letters, colour your words with a coloured pencil or felt tip pen.                 </li> <li> <b>'Three Times'</b>                      Write each spelling word three times. First, write each word in pencil. Second write each word in coloured pencil. Third, write each word in felt tip pen. You must write neatly!                 </li> <li> <b>'Colourful Words'</b>                      Write each of your spelling words. Write each letter using a different coloured pencil.                      Example: w<u>i</u>ves                 </li> </ul>	<ul style="list-style-type: none"> <li> <b>'Silly Spelling Story'</b>                      Write a silly spelling story which uses at least five spelling words. <u>Underline</u> your words as you use them with a ruler.                 </li> <li> <b>'Silly Sentences'</b>                      Write silly sentences using a spelling word in each sentence. <u>Underline</u> your spelling words. Write neatly!                      Example: My dog <u>wears</u> a blue and purple dress when he takes a bath.                 </li> <li> <b>'Newsy Words'</b>                      Use old magazines, catalogues or newspapers to cut out letters. Glue the letters down in your book to spell each word.  <i>Hint:</i> Cut out lots of extra letters and keep them safe for future use to save time.                 </li> <li> <b>'Dictionary Definitions'</b>                      Write the dictionary definition for each word.                 </li> <li> <b>'Spelling Poem'</b>                      Write a poem using at least 5 spelling words.                 </li> <li> <b>'Speed Write'</b>                      Write each word down as many times as you can in a minute. Remember to join your handwriting.                 </li> </ul>



# HOME SCHOOL DIARY

- TIMES TABLES PRACTISE AND READING TO BE SIGNED BY AN ADULT DAILY.
- IT SHOULD BE IN SCHOOL EVERY DAY AND WE WILL CHECK AND STAMP IT ONCE A WEEK.
- PLEASE LET YOUR CHILD KNOW IF THERE IS A NOTE THAT WE NEED TO SEE SO THAT THEY CAN SHOW IT TO US PROMPTLY.



# READING

- ✓ AT HOME PLEASE LISTEN, ASK QUESTIONS AND RECORD THEIR READING.
- ✓ READ THEORY ONCE A WEEK
- ✓ NESSY IF YOUR CHILD HAS BEEN PROVIDED ACCESS.



# PUPIL PREMIUM FUNDING

IF YOUR CHILD IS ELIGIBLE FOR 'FREE SCHOOL MEALS' AND YOU REGISTER THEM FOR THIS, WE WILL RECEIVE EXTRA FUNDING CALLED 'PUPIL PREMIUM'. WE USE THIS EXTRA MONEY TO IMPROVE THE EDUCATIONAL PROVISION AND RESOURCES.

## WHAT IS PUPIL PREMIUM FUNDING?

PUPIL PREMIUM FUNDING FROM THE GOVERNMENT IS GIVEN TO SCHOOLS TO HELP PUPILS REACH THEIR FULL POTENTIAL, REGARDLESS OF THEIR BACKGROUND OR FINANCIAL SITUATION.

## IT'S PROVIDED FOR PUPILS WHO:

- ARE REGISTERED FOR FREE SCHOOL MEALS
- HAVE BEEN REGISTERED FOR FREE SCHOOL MEALS AT ANY POINT IN THE PAST 6 YEARS
- ARE, OR HAVE BEEN, IN CARE
- HAVE PARENTS IN THE ARMED FORCES

WE'VE PREVIOUSLY USED PUPIL PREMIUM FUNDING FOR:

- EDUCATIONAL PROVISION/RESOURCES
- ACADEMIC INTERVENTIONS
- WELLBEING AND SELF-ESTEEM BUILDING INTERVENTIONS
- CONTRIBUTIONS TOWARDS EXTRA-CURRICULAR ACTIVITIES (E.G. MUSIC LESSONS, CLUBS AND SCHOOL TRIPS)
- UNIFORM / STATIONERY

THANK YOU FOR LISTENING!

If you have any questions, please email the office at:

[student@hamptonhill.richmond.sch.uk](mailto:student@hamptonhill.richmond.sch.uk)

